

HIDE AWAY SAFE - HANDGUN SECURITY SYSTEM

'Hide Away Safe'

"Don't get Stressed every time you move your Handgun in a Vehicle"!

The Hide-Away Handgun System is the safest, most cost effective method in the world for you to carry and securely locate your handgun in a vehicle and/or to store in a temporary location.

The Hide-Away Handgun Safe will fit and protect the majority of handgun sizes. (see also larger e-Safe model)


HIDE-AWAY TAKES A TONNE OF BEATING.....

Looks like plastic - Tough as Steel.

Hide-Away is manufactured in Australia

from GE Lexan 'impact modified' Polycarbonate.

- a material so strong it's used extensively in high security applications such as bullet-proof windows, bank security screens and police riot shields.



JUST HOW GOOD IS IT?

Under current legislation the Hide Away Safe is one of three ways of legally carrying a handgun in a car in the ACT.



GUARANTEED for 15 YEARS

If it doesn't suit, we'll gladly refund your money.

ABLOY Classic or ABLOY PROTEC Security Locks

are used in all Hide Away Safe Systems.

Specifications: Weight: 1.5 kg

- External Dimensions: 185 mm wide, 360 mm long, 70 mm high.
- Internal Dimensions: 160 mm wide, 320 mm long, 50 mm high.



Relocated in Seconds the Hide-Away simply locks on and off its own docking station, which can be purchased separately.

Fold Back Handles are an accessory that can be fitted to either side or the front face.



HIDEAWAY
Cross Linked
Security Systems
and Solutions

Hide Away Safe Securities Pty Ltd ABN 35 006 210 911- manufacturers to the Hide Away Safe Co
National Distribution & Mail Centre: RMB 5004 WANGARATTA VIC 3678 Ph: 1300 557 233
email: WeaponSafe@hideawaysafe.com.au Direct Mb: 0412 999 997 Fax: 1300 667 233
Ph Int: +61 3 5721 9040 www.hideawaysafe.com.au

HIDE AWAY SAFE - HANDGUN SECURITY SYSTEM

'eSafe' by Hide-Away

"Serious Security for a Serious Problem!"

**'eSafe' is the Ultimate Security for Your Larger Valuables.
Works Just as Easy as the Smaller Hide-Away.**

Designed not only for multiple handguns, the **'eSafe'** secures your sensitive documents, laptops, projectors, mobile phones and other items that need protecting - 24 / 7

'Lexan Polycarbonate' Very Light - Very Strong.



This lightweight miracle material makes **'eSafe'** easy to carry yet, at the same time virtually indestructible.

Relocated in Seconds. 'eSafe' simply locks on and off its own docking station, which can be purchased separately and installed almost anywhere.

Specifications: Weight: 3.5 kg empty.

- Construction: Liquid Injected GE Lexan impact modified Polycarbonate with resilient memory feature.
- External Dimensions: 375 mm wide, 360 mm long, 150 mm high.
- Internal Dimensions: 345 mm wide, 310 mm long, 125 mm high.
- Handle: 94.5 kg shear pin protected.
- NB The Hide-Away Handgun System is not approved, as yet, as a stand alone permanent storage facility for handguns in the home.

Car Kits:

'eSafe' can be installed in a myriad of locations both in-house and mobile. Specialist 'Car Kits' are available for most vehicle types.



Internal Variations:

'eSafe' can be modified to suit many internal variables and specialty uses. e.g. handgun/s with computer - with documents etc - 'safe within a safe' - additional locked lid. O'night casual motel use.



"The No - Stress Mobile Method of Securing Your Handgun!"



INTRODUCING **HIDEAWAY**

The safe^r alternative
^



Contact David Jackson
Principal
Hide Away Safe Co
0412 999 997

The Hide-Away 'Handgun Safe System' can Accommodate & Protect the Majority of Handgun Sizes.

- The internal 'usable' dimensions of the larger 'mk3 e-safe'.
Internal dimensions; width - 345mm length - 310mm height - 125mm
External dimensions; width - 375mm length - 360mm height - 150mm
Weight - empty 3.5 kgs
- The internal 'usable' dimensions of the smaller 'mk2 Hide Away Safe'.
Internal dimensions; width - 160mm length - 325mm height - 50mm
External dimensions; width - 185mm length - 360mm height - 70mm
Weight - empty 1.5 kgs
- Under legislation it is one of three ways of legally carrying a handgun in a car in the ACT.
See 'ACT Firearms Reg & Orders'. Ref "Registrar's Guidelines for the Storage of Firearms & Ammunition in Vehicles".
- **We believe the Hide Away 'Handgun Safe System' is the safest commercially available product in the world in which to carry a handgun in a vehicle and/or to store at a temporary location.**
- Although the new ABLOY PROTEC ultra high security locking system is the preferred lock system for all Hide-Away Handgun Safes; the 'Abloy 6mm classic' security lock remains the standard fitment to the entire Hide Away Safe range of products.
Other Lock systems are available on request, as is 'a no-lock' facility with which we include our unique heavy duty cam assembly for easy fittup.
- **It must be stated and clearly understood that the Hide-Away 'Handgun Safe System' is not approved - as yet - as a stand alone permanent storage facility for handguns in the home.**
- It is however being used by every State and Territory Police Force in Australia under a 'risk management regime' in one way or another. Potential users should independently verify its approval for use in their particular mobile situation.

Below:


The smaller mk2 'Handgun Safe' showing convoluted foam padding on lid (fixed) and in base, (removable) with the 'Abloy 6mm classic' security lock fitted.



Below:

The mk2 'Handgun Safe' shows it holding twin units, there is ample room for; two 22's, 38's, 9 mm's or single 357 magnum or even an old navy 450 powder hand-gun.

A unique accessory (for ease of carrying) is the 'fold back handle' that can be fitted to either side or to the front face.



Below:

The 'fold back handle' (attached to the Safe Box) is closed hard against the Docking Station when installed. It doesn't impede its smooth flow in or out.



Below:

Another view of the Safe Box with handle attached, installed into the Docking Station..



Below:

The Docking Station when installed to the floor of a vehicle or to any uneven surface should have a 6 mm sandwich of craftwood installed to keep the Docking Station from warping through uneven fixing pressures.



Below & Above:

The larger 'mk3 eSafe' Docking Station shown below is actually made up of two mk2 Docking Stations shown above. Hence; a single mk3 or two smaller mk2 units can be fitted into the same installation.



See page 11 for picture.

Below:

A special 'mk3 Multiple Handgun Safe' with convoluted foam lid inserts and
flocked base.

Depending on the protective wraps used on the handguns, this version
could hold up to 12 units.



Below:

A variation called a 'Safe within a Safe' shows a speciality insert which is actually a mk2 (smaller size) Hide Away Safe installed within the larger mk3 safe. It is individually locked using a different key to the main lock.



Below:

'Safe within a Safe' variation can be used to securely separate various product.

Shown is a Cannon BJC 85 printer/scanner along side the safe within the safe.

A laptop computer could easily sit on top of them.



The 'Safe within a Safe' takes up precious little room.

Below:

A 'triple lock mk3 eSafe' is a new variation which allows the main key operator to relocate the mk3 safe box from location to location but without having access to the internal of the safe box.

This concept is also available in the mk2 (smaller) unit.
Keys can all be different depending on the ultimate use of the unit.



Below:

Shows that the Docking Station doesn't foul the new locking mechanisms when locked away.



Below:

Safe can be installed vertically as well as horizontally.



Above:

The 'Car Kit' is made up of a 'steel shroud' (clearly seen above attached to the docking station) for extra security and rigidity and a special angle bracket detailed over.

Below:

The 'Car Kit' attaches to the Docking Station with high tensile bolts/nut high tensile studs.



Below:

The 'Car Kit' attaches with 11 concealed fixings, and requires only 70mm of floor to attach to.
This is an ideal installation for; vans, hatchbacks (as seen over), rear of 4WD,
station wagons and some boot/trunk installations.



Below:

A beautiful fit. Fixings all concealed



Below:

Is the mk3 docking station fitted using our 'Car Kit' No 1
A clean installation; this is the view when no Hide Away Safes are in use.
The angle bracket is covered by the carpet. Total space lost - 30 mm - almost zero.



Below:

A mk3 'eSafe' fitted using our 'Car Kit' No 1
The result is an incredibly easy unit to fit and use. (even for the ladies)
It is out of the way and easy to access.



Below:

This is two mk3 Docking Stations holding two mk3 'eSafes'



Below:

OR two mk2 Hide-Aways and one mk3 'eSafe'



Below:

Custom methods are now available for most vehicle types.

- 1./ mk2 'weapon safe' in
Volvo Sedan
Commodore Sedan
AU Falcon Sedan
BMW Sedan
MB Sedan
- 2./ mk3 'eSafe' carkit in
Commodore Wagon.
- 3./ mk3 'eSafe' in
Commodore Wagon.
- 4./ mk2 or mk3 custom fit
in 4WD wagon.
- 5./ Duel mk2 custom fit in
MB Vito van.



Below:

Custom methods are now available for most vehicle types.

1./ mk3 'eSafe' in
BA Falcon Sedan

2./ mk3 'eSafe' in
Nissan Pulsar

3./ mk2 weapon safe in
Jeep Cherokee

4./ mk3 'eSafe' in
BA Falcon Wagon

5./ mk3 'eSafe' in
Subaru Impreza





'mk3 Shroud & Cable Assembly' by Hide-Away.

Please find information on our Cable attached 'Steel Shrouded Docking Station' for our mk3 **'eSafe'** model.

The concept applies equally to two smaller mk2 models.

Shroud

The Steel Shroud is made of 3mm powder coated black steel folded and welded to the dimensions of the Hide Away Safe Docking Stations top, rear and two sides.

It overhangs the two sides by 30mm or to the bottom of the safe box when installed with the 'two mk2 Hide-Away version'. This allows for the retrofitting of the shroud to existing installations if required.

The shroud has 4 corner (cable) anchor points at the rear for ease of use and pleasant aesthetics. Each side has numerous punched holes suitable for concealed fixing of the unit on its edges, back or top if required.

The top has 12 high tensile m5x8mm clinch studs fitted complete with body & shake proof washers and high tensile nuts to suit the existing fixing holes of the mk3 polycarbonate docking station, leaving an additional 8 holes for conventional fixing down of the shroud & docking station if required.

Cable

A 1.8 meter spring coiled 10mm plastic coated 8mm *oversized steel cable with extra heavy duty 4 stage combination lock will attach through the 'steel shrouded docking station' (initially when the safe box itself is removed from the docking station) through at least two of the four corner anchor points, with the other end looping around the boot lid hinge - seat support bracket or other approved location and re-connecting to the combination lock.

Although the (complete) Hide Away Safe including steel shroud is not actually bolted down (as it would normally be if installed for use) it remains thief proof via the *oversized 8mm steel cable's attachment. (*6mm cable is the size specified in the ACT handgun legislation)

However, it may be installed (screwed down) in this manner (with the shroud and cable attached) in a 'not quite high secure manner' (if required) i.e. to the floor panel or rear of seat, as the shroud and cable assembly will act as the units final security.

By using the 'cable & shroud assembly' the 'Hide-Away' range of safes and their contents should remain absolutely secure, even though they are not fully installed in the conventional manner, especially;

- 1./within a temporarily used vehicle. (a loan vehicle, private vehicle or pool vehicle etc) within the vehicle proper or in the boot.
- 2./at home O'night and at weekends.
- 3./visiting a client, at the office or during a lunch break.
- 4./staying away O'night at motels etc.
- 5./unavoidably left unattended for short periods in the car/boot.

The cable can also be used to facilitate additional security of brief cases, suit cases, tool boxes, camera cases even a second Hide Away Safe while carried in a vehicle.



The Shroud can be purchased separately from the Cable and pre-attached to a docking station if required.



HIDEAWAY

**Cross Linked
Security Systems**

Hide Away Safe Securities Pty Ltd ABN 35 006 210 911- manufacturers to the Hide Away Safe Co
National Distribution & Mail Centre: RMB 5004 WANGARATTA 3678 Ph: 1300 557 233
email address: LaptopSecurity@hideawaysafe.com.au Fax: 1300 667 233
www.hideawaysafe.com



mk3 Shroud & Cable Assembly





HIDEAWAY

**Cross Linked
Security Systems**

Hide Away Safe Securities Pty Ltd ABN 35 006 210 911- manufacturers to the Hide Away Safe Co
National Distribution & Mail Centre: RMB 5004 WANGARATTA 3678 Ph: 1300 557 233
email address: LaptopSecurity@hideawaysafe.com.au Fax: 1300 667 233
www.hideawaysafe.com



mk2 Shroud & Cable Assembly





Contact David Jackson
Principal
Hide Away Safe Co
0412 999 997



Page 19

HIDEAWAY

www.hideawaysafe.com.au